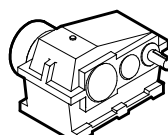
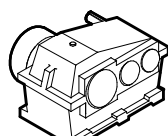
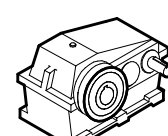
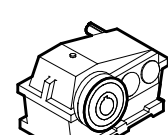
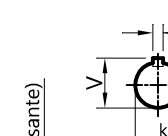
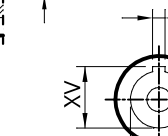

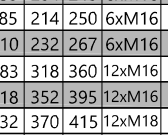

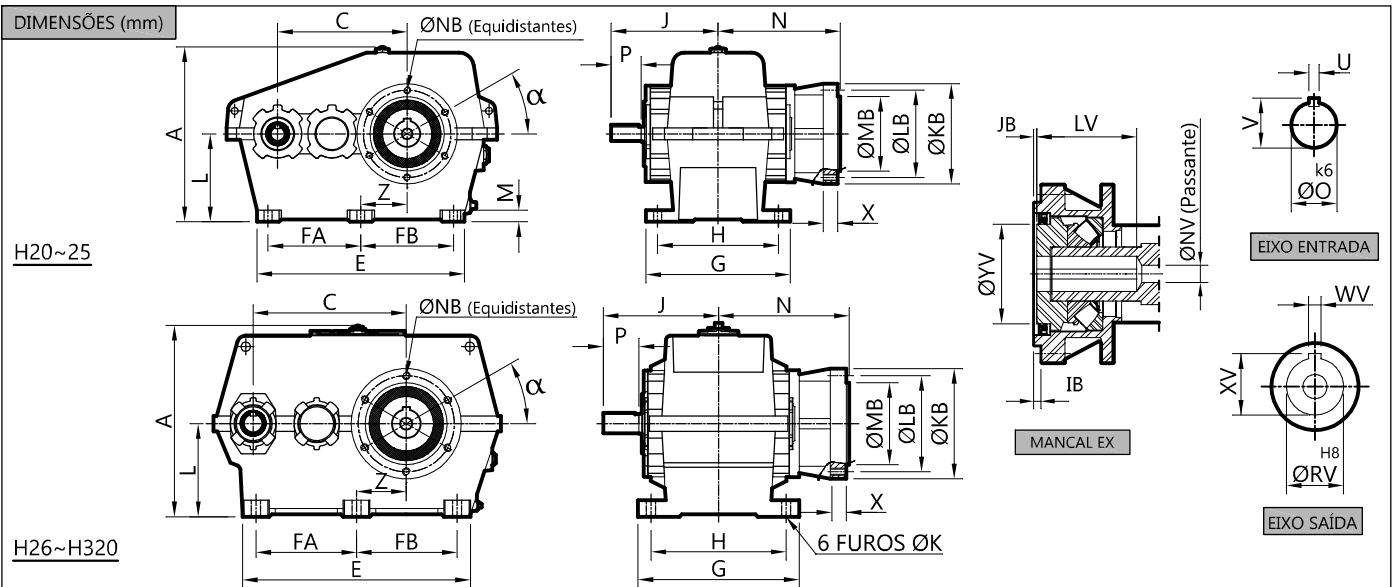




REDUTORES A ENGRENAGENS HELICOIDAIS LINHA H - EX

CAPACIDADES A 1750 RPM NA ENTRADA

TIPO	REDUÇÃO	6.3	7.1	8	9	10	11.2	12.5	14	16	18	20	22.4	ROLAMENTO	FORMAS CONSTRUTIVAS
H20EX	POTÊNCIA (CV)	18.1	15.7	13.6	11.9	10.5	9.1	8	7	6	5.2	4.6	4	51111	1 
	RED. EFETIVA	6.3	7	8.1	9.1	9.9	11.2	12.7	13.8	15.8	18.2	19.8	23.7		
	TORQUE (Kgfm)	45	43	43	42	41	40	40	38	37	37	36	37		
H21EX	POTÊNCIA (CV)	26	24	21	19	18	16	15	13	11	9.5	8.2	7	51309	2 
	RED. EFETIVA	6.5	7.0	7.8	8.8	10.1	11.4	12.8	13.9	16.0	18.4	20	23		
	TORQUE (Kgfm)	66	66	64	66	71	72	75	71	70	68	64	63		
H22EX	POTÊNCIA (CV)	72	60	50	42	36	30	26	22	18	15	13	11	29412	8 
	RED. EFETIVA	6.4	7.1	7.9	9.1	10	12	13	14	16	18	20	23		
	TORQUE (Kgfm)	180	167	156	151	145	141	127	122	114	109	101	98		
H23EX	POTÊNCIA (CV)	99	91	80	67	57	48	41	35	28	24	20	17	29412	9 
	RED. EFETIVA	6.3	7.1	8	8.6	10.5	11.3	12.7	13.7	15.6	17.9	20.3	22.4		
	TORQUE (Kgfm)	245	254	251	226	235	213	205	188	172	169	160	150		
H24EX	POTÊNCIA (CV)	132	121	111	103	89	76	65	55	45	38	33	28	29414	8 
	RED. EFETIVA	6.2	7.1	8	8.9	10.6	11.9	12.6	14	16.1	18.2	21.2	22.1		
	TORQUE (Kgfm)	322	338	349	361	371	353	318	300	285	270	270	239		
H25EX	POTÊNCIA (CV)	152	140	129	119	110	102	94	84	69	58	50	43	29415	8 
	RED. EFETIVA	6.2	7.1	8.0	8.9	10.5	11.7	12.4	13.8	15.8	18	19.6	21.5		
	TORQUE (Kgfm)	370	391	405	416	454	469	458	453	428	412	386	360		
H26EX	POTÊNCIA (CV)	170	156	144	132	123	114	105	97	89	82	75	64	29416	8 
	RED. EFETIVA	5.7	6.9	7.5	8.4	10.3	11.5	13	14.9	17.1	18.4	21.4	22.2		
	TORQUE (Kgfm)	381	423	424	436	498	515	536	568	598	593	631	557		
H27EX	POTÊNCIA (CV)	206	190	175	161	149	138	128	118	108	99	92	85	29418	8 
	RED. EFETIVA	6.1	7.2	8.1	9.2	10	11.3	12.2	14	16	17.6	19.4	22.3		
	TORQUE (Kgfm)	494	537	557	582	585	613	614	649	679	685	701	745		
H28EX	POTÊNCIA (CV)	299	275	253	233	216	200	185	171	156	144	133	123	29422	9 
	RED. EFETIVA	6.2	7.2	8.1	9.2	10.9	12.4	13.4	15.2	17.6	19.3	21	23		
	TORQUE (Kgfm)	728	778	805	842	925	974	974	1021	1079	1092	1097	1111		
H29 EX	POTÊNCIA (CV)	347	319	293	271	252	232	215	199	181	166	154	---	29424	9
	RED. EFETIVA	6.2	7.1	7.6	8.3	10.4	11.4	12.9	14.1	16.3	17.8	21.4	---		
	TORQUE (Kgfm)	845	890	875	884	1030	1039	1090	1102	1159	1161	1295	---		
H2552EX	POTÊNCIA (CV)	454	418	385	354	329	303	280	259	236	218	---	---	29428	9
	RED. EFETIVA	6.3	7.1	8.3	9.4	10.1	11	12.4	13.6	15.7	17.1	---	---		
	TORQUE (Kgfm)	1124	1166	1255	1307	1305	1309	1364	1383	1455	1464	---	---		
H2852EX	POTÊNCIA (CV)	1191	1052	929	821	736	654	583	518	451	399	---	---	29432	9
	RED. EFETIVA	6.4	7.1	8	8.9	10	11.4	12.9	15	16.4	17.6	---	---		
	TORQUE (Kgfm)	2972	2912	2898	2849	2870	2907	2933	3030	2884	2738	---	---		
H3202EX	POTÊNCIA (CV)	1760	1556	1375	1217	1091	971	866	771	671	594	---	---	29440	9
	RED. EFETIVA	6.4	7.2	7.7	8.7	9.7	11.1	12	13.6	15.7	17	---	---		
	TORQUE (Kgfm)	4392	4369	4129	4129	4127	4263	4052	4089	4108	3938	---	---		



TIPO	A	C	E	FA	FB	G	H	J	K	L	M	N	O	P	U	V	X	Z	WV	XV	IB	JB	LV	RV	YV	MB	LB	KB	NB	NV	α
H20 EX	215	171	313	115	115	174	150	135	13	102	16	145	18	40	6	20.5	30	65	8	28.3	10	5	84	25	60	90	110	135	6xM12	22	30°
H21EX	260	192	310	139	139	217	180	165	13	130	19	168	22	45	6	24.5	30	69.5	8	33.3	10	5	88	30	65	100	134	167	6xM16	22	30°
H22 EX	291	215	353	154	154	240	201	176	13	146	23	213	24	50	8	27.0	30	77	12	43.3	10	5	126	40	95	140	161	200	6xM16	28	30°
H23 EX	324	240	387	170	170	257	222	185	13	160	30	218	28	50	8	31.0	30	80	12	43.3	10	5	126	40	95	140	160	200	6xM16	28	30°
H24 EX	352	272	435	189	189	284	238	215	17	185	30	240	32	65	10	35.0	30	106	14	53.8	10	5	142	50	115	160	185	210	6xM16	28	30°
H25 EX	390	305	480	212	212	305	267	235	17	200	30	255	38	70	10	41.0	30	109	14	53.8	10	10	133	50	130	180	204	240	6xM16	38	30°
H26 EX	427	340	515	230	230	340	275	258	17	205	40	267	42	80	12	45.0	30	125	16	59.3	10	10	143	55	135	185	214	250	6xM16	38	0°
H27 EX	481	385	573	253	253	405	345	290	23	234	42	305	48	90	14	51.5	41	125	18	66.4	10	10	170	62	140	210	232	267	6xM16	38	0°
H28 EX	517	430	637	285	285	416	364	340	23	250	45	358	50	120	14	53.5	46	137	20	74.9	15	7	199	70	195	283	318	360	12xM16	38	15°
H29 EX	597	480	723	320	320	471	405	374	26	293	45	398	60	130	18	64.0	58	152	22	83.4	16.5	7	220	78	200	318	352	395	12xM16	38	15°
H2552 EX	540	455	790	290	340	420	348	329	30	260	45	382	55	110	16	59.0	50	230	22	89.4	16	16	232	84	200	332	370	415	12xM18	38	15°
H2852 EX	606	510	940	401	401	420	348	351	30	322	50	408	65	130	18	69.0	62	270	28	106.4	20	8	257	100	280	347	385	433	12xM18	38	15°
H3202 EX	710	570	1106	450	450	530	430	420	42	370	50	484	80	160	22	85.0	62	310	32	122.4	20	8	280	115	280	505	552	598	12xM18	38	15°

FATOR DE VELOCIDADE FV (POT. EQUIV. = POT TABELA x FV)	rpm	1500	1200	900	600	300	100
	FV	0,87	0,71	0,6	0,43	0,2	0,1
FATOR DE SERVIÇO	1.75	Até 10 horas/dia					
	2.0	Acima 10 horas/dia					